



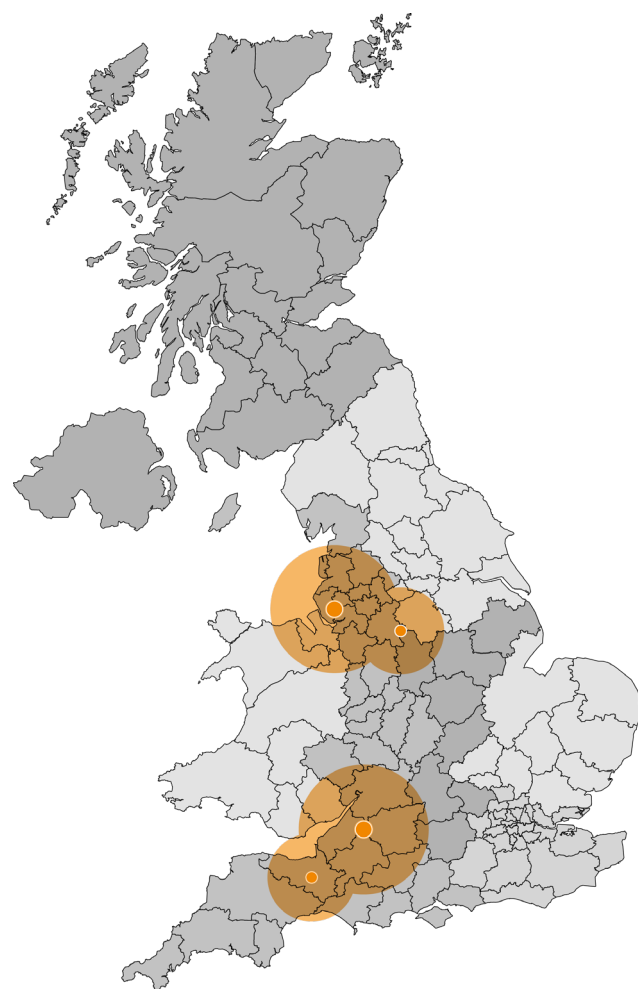
PREMIUM INSTALLER



We are leading installers in the lightweight replacement roof sector

We're experts in the lightweight replacement roof sector with bases in the North West and South West of England, as well as coverage for North and South Wales. We specialise in installation of the SupaLite roof; the most advanced and comprehensive roof on the market for conservatory replacement roofs.

We have recently completed fabulous installations in Lancaster, Garstang, Fylde, Preston, Lytham, Blackburn, Bolton, Wigan, Liverpool, Greater Manchester and Cheshire, also in Gloucestershire, Hereford, Monmouthshire, Bristol, Bath, Swindon, Weston-S-Mare, Glastonbury, Taunton and Exeter. We can show you examples of our designs or can arrange for testimonials or references from our overjoyed homeowners.



SupaLite want to offer homeowners a range of local installers who offer our SupaLite Tiled Roof System, sold and installed to high standards with great customer service and back-up.

Since 2012, our installer schemes have been a major success in the growth of the brand and its members. Our Registered Installer Scheme is now moving forward and has developed into a tiered scheme to ensure it meets our customers demands and homeowner requirements.

CONTENTS

PAGE 02	PREMIUM INSTALLER
PAGE 04	WELCOME
PAGE 08	SUPALITE ROOF
PAGE 18	SKYVISTA GLASS PANEL FEATURE
PAGE 24	TECHNICAL
PAGE 26	CLIENT PEACE OF MIND
PAGE 28	SUSTAINABILITY
PAGE 32	BUILD YOUR ROOF
PAGE 34	FAQS

WELCOME

If you're considering a conservatory roof replacement, new build conservatory or an extension, we have the solution for you. Following years of in-depth research and innovative design, the SupaLite Roof Systems have all undergone complete testing to ensure the building is a safe, comfortable, and sustainable space that also adds value to your property.

It's essential that homeowners make the right decision when investing in a new conservatory, roof replacement, or new extension. The SupaLite Roof will ensure the correct configuration and overall solution for you to transform your conservatory into a living space you can enjoy all year-round.

QUALITY LIVING.

IT STARTS HERE.



DREAM.

Imagine

Envision

Aspire



DREAM LIVING SPACE

THE PLACE FOR YOU TO RELAX AND ENJOY

We're here to help transform your vision into reality. When SupaLite roofs are installed, many of our customers remodel their conservatories internally to give the feel of a true lounge or dining room. Create your dream living space with beautiful plastered ceilings and our optional internal downlighting.



NEW BUILD, REPLACEMENT ROOF OR COMMERCIAL BUILDING

You can install the SupaLite Roof on new build conservatories or on new extensions. Many commercial type properties are now installing the SupaLite Roof on restaurants, nursing homes, educational buildings and extensions, increasing the property value.

BUILDING YOUR VISION CREATING REALITY



“

We only used our old conservatory for half of the year as it was either too hot in summer or too cold in winter. By having the roof replaced with a SupaLite Roof, we now use this fabulous room all year round, morning till late at night.

What a transformation!

MR & MRS BRAMHALL

”

STRUCTURAL

Lightweight aluminium roof, engineered and designed to last a lifetime.

INCREDIBLE

U-Value with increased thermal performance which saves money on your energy bills.

WIDE CHOICE

Of tile and slate colours to either match or contrast your existing property

ADD VALUE

To your home with the feel of an extension for all year-round living space.





Victorian Design
Grey Slate
White Fascia
Black Gutter

FALL IN LOVE WITH YOUR CONSERVATORY AGAIN

It's remarkable how much you will benefit from the transformation; it really is love at first sight all over again! Not only will you greatly reduce the energy costs by retaining a moderated living temperature in your conservatory, but you will also have more reason to spend time in your conservatory all year round.



UNIQUE

Fascia and soffit detail with options for external lighting to give the wow factor in the evenings.

COLOUR

Choice of fascia's, soffits and guttering to either match or contrast your existing property.

10 YEAR GUARANTEE

The SupaLite Roof is a tried and tested product, all our products are guaranteed for 10 years (excludes installation).

APPROVED

Building Regulations compliant.




LIGHTWEIGHT ROOF COVERINGS

EXTRALIGHT TEXTURED STEEL

ExtraLight high performance textured steel lightweight tiles are available in 3 visually appealing colours; Charcoal, Ember, and Walnut.

ExtraLight stone-coated steel tiles are hugely popular due to their exceptional durability and superior performance.






THE TRADITIONAL SLATE LOOK

A common roof covering choice for the SupaLite Roof System, the SupaLite Composite Slate Roof offers the look of traditional slate while remaining lightweight and hardwearing, boasting an incredible 10-year guarantee.

Manufactured by using recyclable materials virgin limestone and polypropylene, its durable performance has been approved and tested down to a minimum pitch of 12 degrees.

Choose from five captivating colours; Black, Grey, Brown, Red, and Plum.



Edwardian Design
ExtraLight Charcoal Tile
White Fascia
White Gutter

STYLISH.

*More light
Performance
Combination*



THE STYLISH WAY OF ADDING MORE LIGHT INTO YOUR HOME

When plastered and painted, the SkyVista glass panel feature creates a beautifully stylish internal look. This aesthetic benefit increases natural light into your home without overheating during the summer months, letting you enjoy this elegant space all year-round.



A BEAUTIFUL AND PRACTICAL BLEND OF LIGHTWEIGHT TILES AND GLASS PANELS

Our new product, the SupaLite SkyVista, allows you to control the temperature of your conservatory whilst making the most of natural light, using a wonderful combination of our roof and glass panels.

Different to traditional conservatory roofs, the technology behind the SkyVista means your conservatory will be cool and comfortable on hot sunny days and warm and cosy on cold winter days.

What's more, the SkyVista glass is self-cleaning, so you won't have to climb up ladders to clean your roof!

The versatile SkyVista can be configured to numerous conservatory styles, including Edwardian, Victorian and Lean-to.



EXCELLENCE AND INNOVATION BUILT INTO EVERY DESIGN

The ultra-chic SkyVista panel has exceptional aesthetic appeal and great solar control, allowing you to easily regulate the temperature of your conservatory whilst maximising the use of natural light.

New from 2024, the SkyVista panel feature can now be manufactured and supplied into double glass panes.

Boasting the same performance as the standard single SkyVista, the brand new Double SkyVista is just as easy to install, adding extra light into buildings, making it ideal for larger rooms with less natural light.





BEST OF BOTH PERFORMANCE AND NATURAL LIGHT

The efficiency of SkyVista glass panels create the best glazing solutions. Featuring blue solar control, self-cleaning glass, and available up to 3 metre lengths, they offer 60% solar heat reflection, that still allows 45% of natural light into the building.

5 REASONS TO CHOOSE A SKYVISTA

- Effortlessly transform your conservatory into a solid roof system, without losing overhead natural light.
- The panels are available to be installed with both tile and slate finishing options.
- Awarding you with the best of both – part glass alongside our aluminium solid roof system.
- Create a stable and controlled temperature within your newly transformed living space.
- Give your home a fresh makeover with our vibrant and stylish glass panel feature.



Victorian Design
Grey Slate
Black Cutter
3 SkyVista Panels

DESIGN.

*Lightweight
Engineered
Approved*

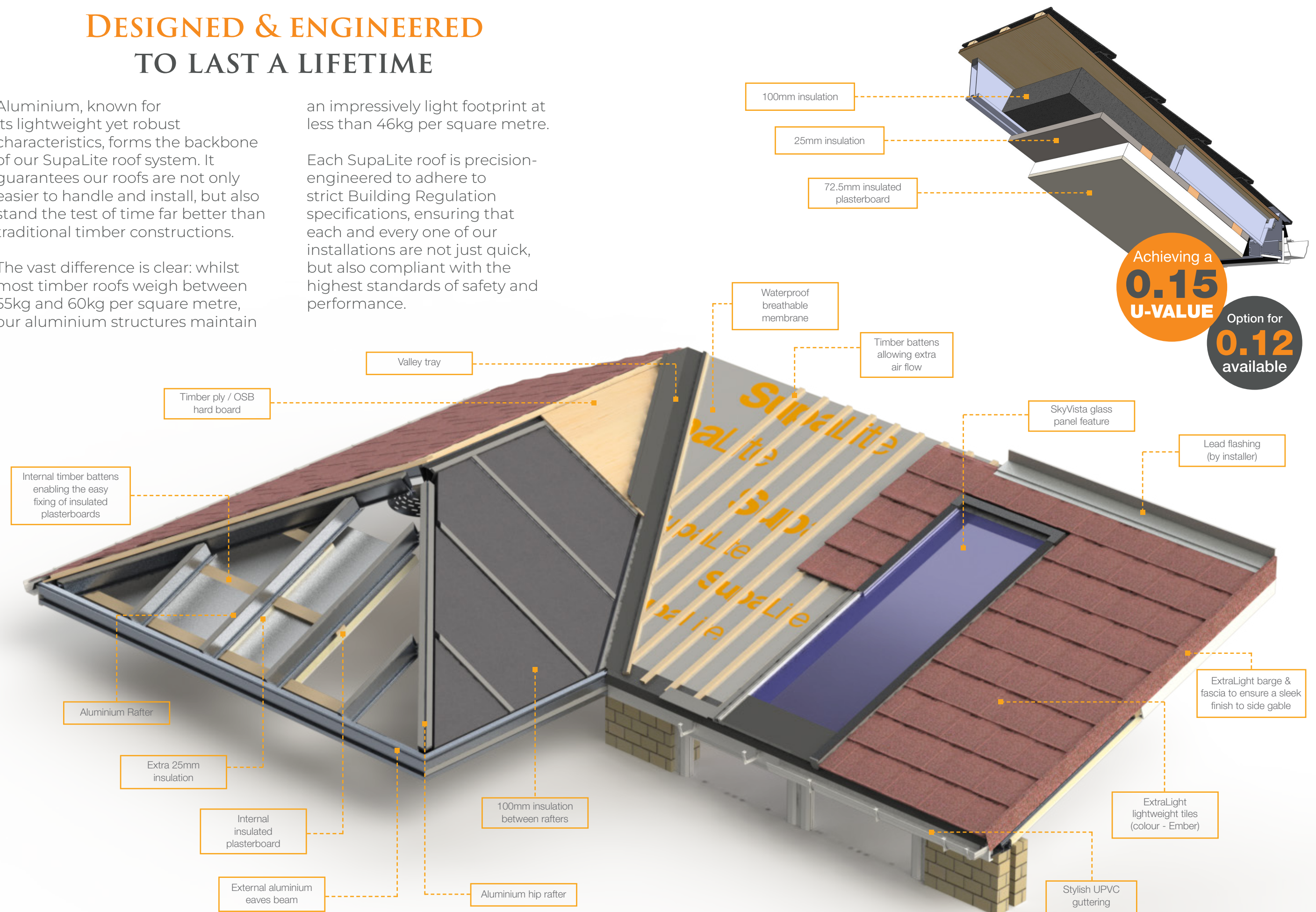
DESIGNED & ENGINEERED TO LAST A LIFETIME

Aluminium, known for its lightweight yet robust characteristics, forms the backbone of our SupaLite roof system. It guarantees our roofs are not only easier to handle and install, but also stand the test of time far better than traditional timber constructions.

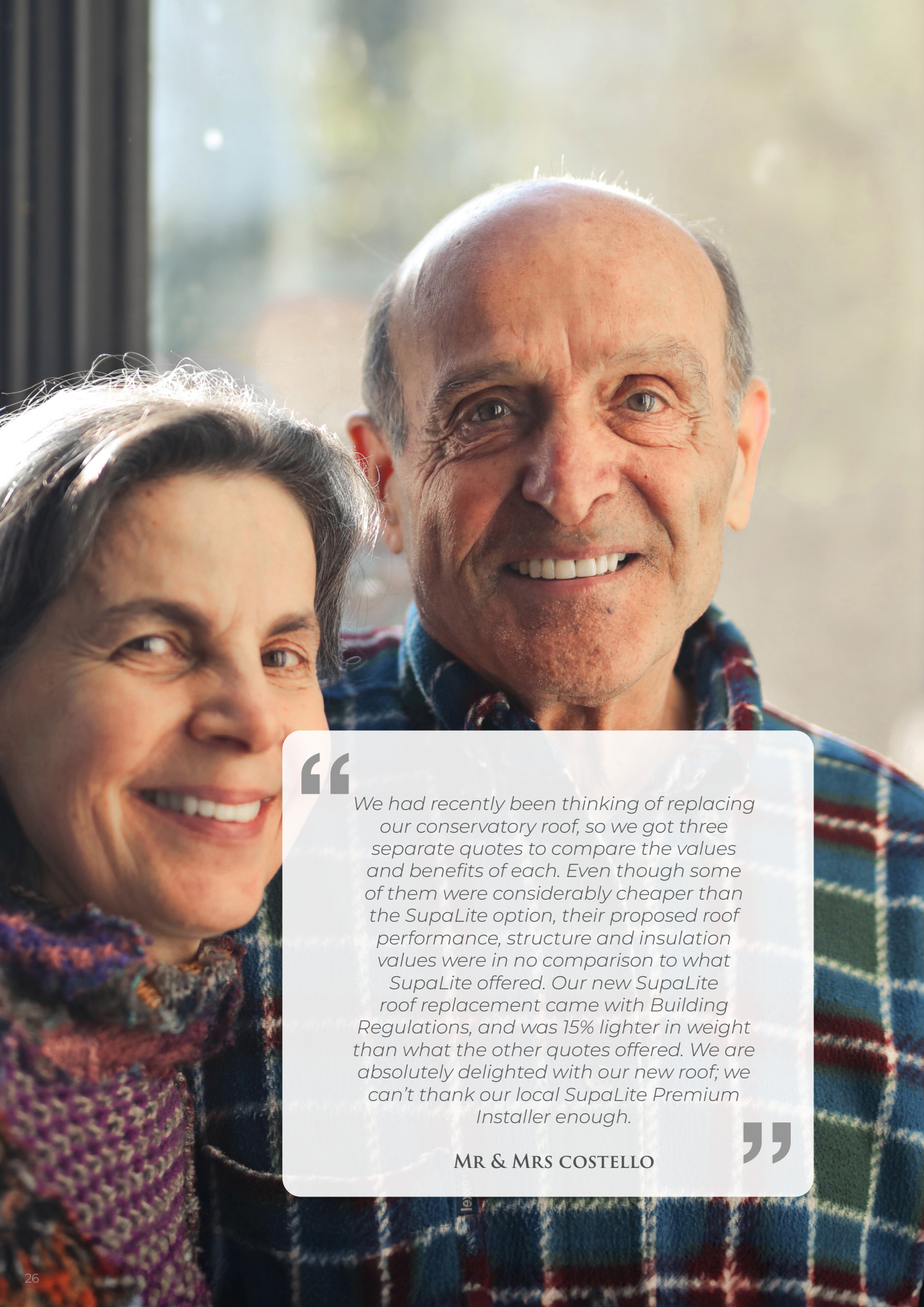
The vast difference is clear: whilst most timber roofs weigh between 55kg and 60kg per square metre, our aluminium structures maintain

an impressively light footprint at less than 46kg per square metre.

Each SupaLite roof is precision-engineered to adhere to strict Building Regulation specifications, ensuring that each and every one of our installations are not just quick, but also compliant with the highest standards of safety and performance.



Achieving a
0.15
U-VALUE
Option for
0.12
available



“

We had recently been thinking of replacing our conservatory roof, so we got three separate quotes to compare the values and benefits of each. Even though some of them were considerably cheaper than the SupaLite option, their proposed roof performance, structure and insulation values were in no comparison to what SupaLite offered. Our new SupaLite roof replacement came with Building Regulations, and was 15% lighter in weight than what the other quotes offered. We are absolutely delighted with our new roof; we can't thank our local SupaLite Premium Installer enough.

MR & MRS COSTELLO

”

BEWARE OF CLAD-OVERS!

WHAT IS A CLAD-OVER?

Some companies simply clad-over the existing conservatory roof internally, externally or both. As a quicker option, they plan to use the existing structure that was only ever designed for its original purpose. These will be more competitively priced but may not meet Building Regulation Approval. Don't be afraid to ask the builder/installer about the following:

U-VALUE

Does the new structure achieve the correct U-Value for insulation properties?

CONDENSATION

Are there thermal barriers and enough air ventilation in place? Ask to see a small product sample if needed for proof of this.

STRUCTURAL INTEGRITY / CALCULATIONS

Can the new roof structure withstand wind and snow loadings? If in doubt, request structural calculations for the roof. If this is a tried and tested system, these will be available.

WEIGHT

Clad-over companies simply remove your polycarbonate or glass and clad-over a structure designed to carry a lot less weight. Tiled roofs need to be stronger to prevent plaster cracking.

WARRANTY

What guarantee will you get and will your home insurance pay-out if there's a problem?



PEACE OF MIND

Our customers are at the forefront of everything we do. Having peace of mind and knowing that you can get payback on your investment is vital and installing a SupaLite roof will give you just that. Combining this with Building Regulations approval means that, if you come to sell your property, the structure will be a fully compliant living space.

SUSTAINABILITY

At SupaLite Tiled Roof Systems, we're not just transforming roofs; we're creating a sustainable future. Our commitment to eco-friendly solutions is paramount in every aspect of our operations, from innovative product design to material utilisation and facility management.

OPTIMISED MANUFACTURING FOR MINIMAL WASTE

We revolutionised our manufacturing process by cutting up to 20 roofs per batch, significantly reducing material waste. This epitomises our dedication to reducing our environmental footprint and promoting a more sustainable construction industry.

ENERGY-EFFICIENT ROOFING SOLUTIONS

Our SupaLite tiled roofs are a testament to sustainable product design, transforming old, inefficient conservatory roofs with U-Values as high as 3.2 into a roof with a staggering low U-Value of 0.12. This incredible difference in energy efficiency not only benefits the environment by reducing energy consumption, but also offers substantial savings for homeowners.

FACILITY SUSTAINABILITY ENHANCEMENTS

Our commitment extends far beyond our products. A comprehensive assessment of our building led to the replacement of all lighting with energy-saving LEDs and switching our standard insulation material from PIR to fully recyclable EPS. These significant changes reflect our approach to sustainability, affecting every corner of our operations.

“

Our journey towards a greener future is ongoing. We continually seek innovative ways to enhance our sustainability practices, ensuring that Supalite Tiled Roof Systems remains at the forefront of environmentally responsible building solutions.

”

DAVE WATTERS
SUPALITE CHAIRMAN



CREATE.

Unique

Choice

Investment

BUILDING YOUR DREAM ROOF

Turn your dream conservatory roof into a reality. A SupaLite tiled conservatory roof gives your home the ‘wow factor’ you’ve been searching for.

Now build your dream roof with your local Premium Installer. Take time to understand your options, from design and finishes, including what optional extras are available within the roof design.

Always dreamed of having that extra room? Whatever function you want your conservatory to serve, a SupaLite tiled roof can make it happen.

TRANSFORMING LIVING SPACES.



1

ROOF STYLE

The SupaLite roof can be designed to suit the existing conservatory or configured into a new roof design. The designs are endless; from simple Victorian and Edwardian designs, through to P-shape designs. Your Premium Installer will take measurements and discuss the design with you.



2

TILE OPTIONS

You have a choice of lightweight tile finishes as well as colours. Many homeowners try and match the tiles on the existing property; however, some prefer a contrast in tile finish and colour. Both the ExtraLight tile and Slate finishes are guaranteed to UK and European standards.



Please find tile finish options on page 14

3

NATURAL LIGHT


Roof lights and roof ventilation have been in popular use for the past 150 years. The SupaLite roof can be designed with or without extra natural light options. The SkyVista glass panel feature is the popular choice (see pages 18-21), however the SupaLite roof can also be configured to suit opening roof windows (as seen on page 12). These can be finished internally in white or natural pine colours.



4

LIGHTING

LED ceiling lights are a sleek and stylish way to add energy efficient and up to date lighting to your home. LED bulbs have an impressive life span and use up to 90% less energy. These can be fitted in the ridge bulkhead or a pelmet closer to the eaves beam.



5

FASCIA & GUTTER COLOUR

The soffit board is tucked away under the fascia board. It is usually the fascia that you see most of from the ground level. The SupaLite roof incorporates these to either match the existing property aesthetics, or colour match the window frames including. It also accommodates external soffit lights if so desired.



FAQS

WHAT IS THE WEIGHT, PER SQUARE METER, FOR A SUPALITE TILED ROOF?

The weight of the tiled roof is 46kg per m², however, this may vary by roof style. A typical timber conservatory roof replacement would be 54kg per m² and may be too heavy if supported by existing window frames.

DO I GET A GUARANTEE WITH THE SUPALITE ROOF?

We provide a 10-year product guarantee on our SupaLite Roofs to the Premium Installer. The Premium Installer will issue their own guarantee as the SupaLite product guarantee does not cover any installation work.

TYPICALLY, HOW LONG DOES IT TAKE TO INSTALL THE SUPALITE CONSERVATORY ROOF?

Typically, it would take 2 - 3 days to install a SupaLite conservatory roof for a standard sized up to 4m x 4m Edwardian style (ExtraLight tile) conservatory, excluding plastering & internal finish.

DO I NEED TO GET PLANNING PERMISSION TO INSTALL A SUPALITE CONSERVATORY ROOF?

Planning permission is generally not required to install a SupaLite conservatory roof, if you are only replacing the roof on your existing conservatory. However, if your existing conservatory needed permission, you may need permission to change the roof.

WILL HAVING A SUPALITE CONSERVATORY ROOF INCREASE THE VALUE OF MY HOME?

A SupaLite conservatory roof could significantly increase the value of your home, especially with a Building Regulation Certificate.

WILL IT MAKE THE ROOM DARKER IF I HAVE A SUPALITE CONSERVATORY ROOF INSTALLED?

There is a possibility that your room may be darker once you replace your existing roof with a SupaLite conservatory roof, but there are ways of making your new room lighter. This includes painting the ceiling white, installing internal spot lights, Roof Windows or SkyVista glass panels.





LIGHTWEIGHT ROOFING SOLUTIONS

Mentor House
Ainsworth Street
Blackburn
Lancashire
BB1 6AY

0333 456 5776
info@lwrsol.co.uk
www.lwrsol.co.uk

